REV	Date	Instruction
1.4	2008/04/11	Modify Dimensiong ▲

[43010900] SERIES

PCMCIA,With Guide,Double Deck, Metal Right Ejector Bar, Screw Type

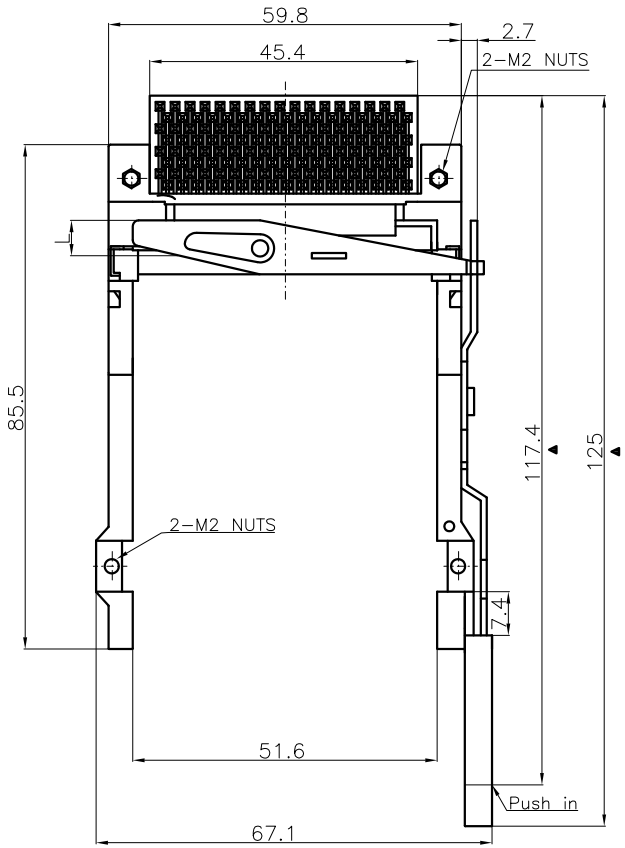

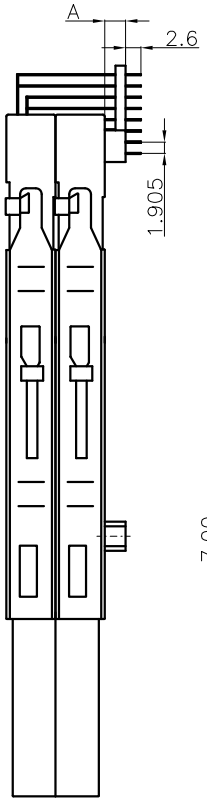

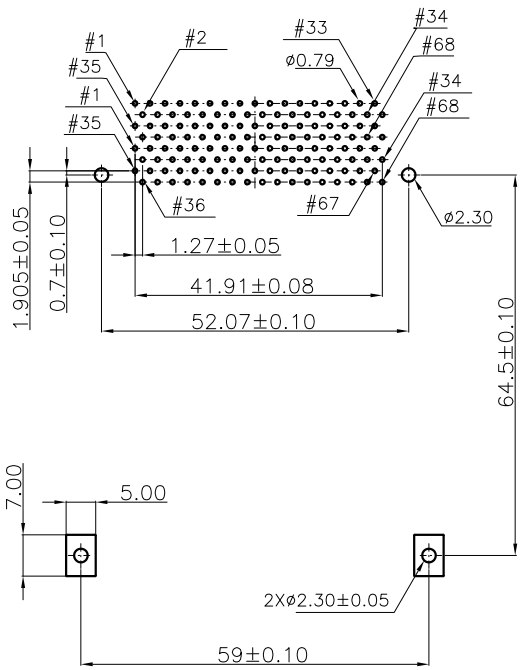

TOP VIEW

PCB LAYOUT RECOMMENDED

PIN TYPE	DIM L±0.10	PIN NO.
DETECT	3.50mm	36,67
GENERAL	4.25mm	ALL OTHER PINS
POWER	5.00mm	1,17,34,35,51,68

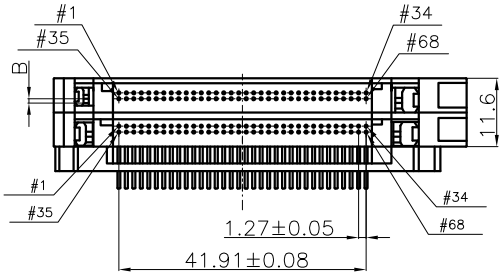

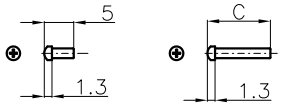

DIM B	
5.0V=1.1mm	
3.3V=2.2mm	
DIM A	DIM C
2.2mm	16.3mm
3.0mm	17.3mm
4.0mm	18.3mm
5.0mm	19.3mm
5.5mm	19.3mm

Physical:

Housing: LCP, UL 94V-0
Contact: Copper Allay

Specifications:

Voltage Current Rating: 0.5A. 200V AC
Insulation Resistance: 1000M ohm min
Contact Resistance: 20m ohm max
Dielectric Withstanding Voltage:
AC 500V For 1 Minute
Temperature Rating: -20°C To +60°C
Wave Soldering temperature:
Lead Part: 245±5°C,5sec
RoHS Part: 260±5°C,5sec

ORDERING CODE

43010900	04	00	01	-LF
1	2	3	4	5

1.SERIES NO.
2.STAND OFF
01=2.2mm 02=3.0mm
03=4.0mm 04=5.0mm
05=5.5mm
3.VLTAGE
00=3.3V 01=5.5V
4.PLATED
01=SELECTIVE GOLD FLASH
06=SELECTIVE GOLD PLATED 15u"
5.PRODUCT'S STATUS
NON-SHOWED=STANDARD TYPE
LF=RoHS COMPLIANT

REV.	DATE	APPD.	CHR.	DR.	TOLERANCE UNLESS OTHERWISE SPECIFIED	
1.0	2003/04/30	DENNIS	DAVID	MAY	LINEAR	0.0±0.30
1.3	2008/03/29	BING	DANIEL	LILY		0.00±0.25
1.4	2008/04/11	BING	DANIEL	LILY	ANGLES	±3

CUSTOMER COPY

UNIT:mm

SIZE: A4

Wellco T&C Co., Ltd.

TITLE	PCMCIA CARD	
DWG NO.	43010900XXXXXX	
SCALE	1:1	SHEET 1 OF 1